



ACUMEN

BOND

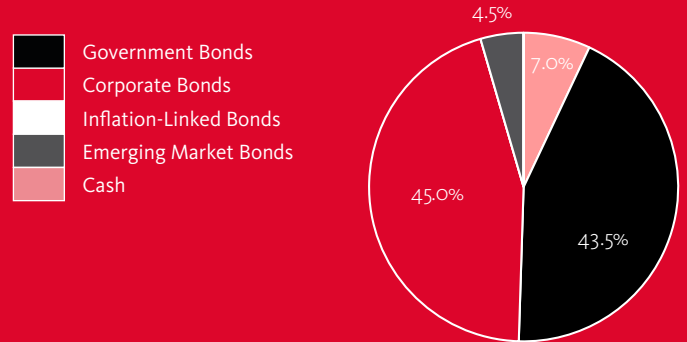
REVOLUTIONARY THINKING

MANAGER COMMENTARY


The ACUMEN Bond Portfolio (GBP) returned 0.34% in December. The Market Composite Benchmark and the IA Global Bond sector returned 1.25% and 0.56% respectively. The portfolio has a rolling 1-year return of -2.79%.

During the month, the US Federal Reserve's Open Market Committee voted unanimously to raise interest rates by a quarter point and forecast two further rate hikes next year. Jay Powell, Fed chairman, remains very upbeat on the US economy stating he saw no need to reduce the pace of quantitative tightening from the current 'autopilot' setting. Investors, accustomed to a more supportive Fed, had been expecting a more dovish outlook and markets sold-off as a result. In the US, the Nasdaq 100 fell into bear market territory, whilst across the Atlantic, the Stoxx Europe 600 fell to a 2-year low. The US dollar fell against a basket of currencies, pricing in a shallower path for future interest rate rises. The US government yield curve flattened to just 9bps, based on the spread between 2 and 10-year Treasuries, its lowest level in over a decade. Meanwhile, investment grade and high yield corporate bond spreads continued to widen. The risk-off environment, fuelled by concerns over a slowing global economy, drove Brent oil to its lowest level in 15-months, closing at \$50.47 per barrel. The Bloomberg Commodity Index, which reflects a broad basket of commodities, fell -6.72%. Safe-haven assets cushioned against some of the losses. The Japanese yen rose 3.44% against the US dollar and gold has rallied more than 9% since mid-August, finishing at \$1,282.73 per ounce. It has been a very difficult end to the year, and the month of December will go into the history books as one of the most volatile on record. 2018 was a roller-coaster year for bond, equity, commodity and currency markets. For many, it was a timely reminder that after years of nothing-but-positive returns, markets can go down as well as up. Overall, the portfolios performed in line with our high expectations and we are well positioned heading into next year. Wishing you all a successful and prosperous 2019!

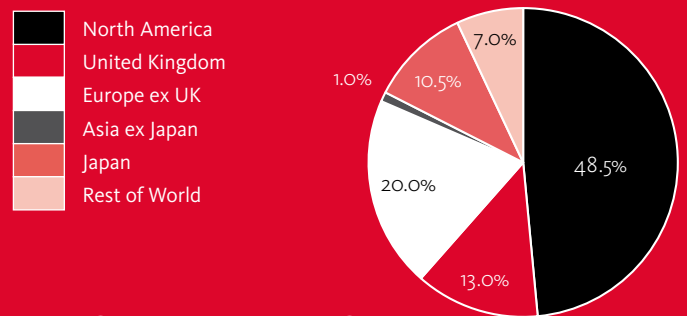
ASSET ALLOCATION



MONTHLY ATTRIBUTION



REGION ALLOCATION



MONTHLY ATTRIBUTION



TOP 5 ETF HOLDINGS

- iShares \$ Floating Rate Bond
- iShares \$ Short Duration High Yield Corp Bond
- iShares Global Corporate Bond
- iShares US Mortgage Backed Securities
- Xtrackers Japan Government Bond

The top 5 ETF holdings comprise 44.0% of the portfolio

INVESTMENT POLICY

The investment policy of the ACUMEN Bond Portfolio is to gain exposure through investment in a diversified portfolio comprised of index tracking regulated collective investment schemes (ETFs) and cash. The portfolio aims to have a minimum fixed income exposure of 80%.

DECEMBER 2018 Return

	GBP	EUR	USD
Monthly	0.34%	0.27%	0.54%
Year to Date	-2.79%	-3.77%	-1.19%
Rolling 1-Year Return	-2.79%	-3.77%	-1.19%

ACUMEN FEATURES

- IA Sector - Global Bonds
- Target volatility - 1.5% to 3.5%
- Daily liquidity
- Daily pricing
- Settlement T+4
- Minimum investment of £1,000
- NISA Compliant
- No initial fees
- No exit fees
- No performance fees
- No bid/offer spread
- No CGT tax event on trades
- No Stamp Duty on holdings within portfolio

ABOUT TAVISTOCK WEALTH

Tavistock Wealth manages over £1bn of assets on behalf of all clients. We aim to provide private clients with access to institutional quality portfolio management at a retail price. Our model portfolios provide individual investors with the benefit of collective buying power to ensure that the charges they incur for model portfolio management, platform fees and dealing are amongst the lowest in the industry. Tavistock Wealth is a subsidiary of Tavistock Investments Plc, the UK wide financial services group. Currently, Tavistock has over 200 financial advisers helping 50,000+ private clients look after more than £3.5bn of investments.

ACUMEN PORTFOLIOS

The ACUMEN Portfolios are low cost sub-funds of the ACUMEN OEIC and are comprised of index tracking ETFs. The portfolios provide multi-asset, global coverage with wide diversification across equity, bond, commodity and property markets. The portfolios are regulated to the "gold" standard of European regulation - UCITS compliant. The ACUMEN Portfolios are constructed and optimised by Tavistock primarily using



INVESTMENT PHILOSOPHY

The fund management industry has experienced significant change in the last quarter of a century. Product innovation has enabled investors to benefit from wider exposure to global financial markets with far greater efficiency and at a lower cost. Index-tracking investments such as Exchange Traded Funds have grown increasingly important and form the building blocks for all of the portfolios managed by Tavistock Wealth. We believe an actively managed, globally allocated, multi-asset portfolio, comprised of low-cost ETFs with diversified holdings in equity, bond, commodity and property markets is statistically more likely to outperform a traditional active manager almost all of the time.

INVESTMENT OBJECTIVE

The investment objective of the ACUMEN Bond Portfolio is to deliver long term capital growth by investing in a range of global financial markets. The portfolio is typically comprised of lower risk investments such as bonds.

THIRD-PARTY RISK RATING

The ACUMEN Bond Portfolio has been independently risk profiled by Dynamic Planner:



THIS DOCUMENT IS ISSUED BY TAVISTOCK WEALTH LIMITED AND IS FOR USE BY PROFESSIONAL INTERMEDIARIES ONLY. IT SHOULD NOT BE RELIED ON BY A RETAIL CLIENT. This document does not constitute an offer to subscribe or invest nor buy or sell shares in the ACUMEN Portfolios. The ACUMEN Portfolios aim to have a minimum of GBP or GBP hedged share classes of 85%. The top 5 holdings are calculated based on 100% investment and a 0% cash position. These are model weights rounded to the nearest 0.50%. When invested in the fund, the fund will hold a cash amount. The ACUMEN Portfolios are sub-funds of the ACUMEN OEIC. The Prospectus is the only authorised document for offering shares in the ACUMEN Portfolios and investors are required to read the Key Investor Information Document (KIID) before investing. Documentation is available free of charge at www.ifslfunds.com or by calling 0808 178 9321. Tavistock Wealth Limited does not provide investment advice. This document may not be reproduced, disclosed or distributed without the prior written permission of Tavistock Wealth Limited. iShares® and BlackRock® are registered trademarks of BlackRock, Inc. and its affiliates ("BlackRock") and are used under license. Further, BlackRock, Inc. and its affiliates including, but not limited to, BlackRock Investment Management (UK) Limited, are not affiliated with Tavistock Wealth Limited and its affiliates. Accordingly, BlackRock makes no representations or warranties regarding the advisability of investing in any product or service offered by Tavistock Wealth Limited or any of its affiliates. BlackRock has no obligation or liability in connection with the operation, marketing, trading or sale of any product or service offered by Tavistock Wealth Limited or any of its affiliates. The ACUMEN Portfolio returns are quoted net of fees and the inception date is 1st June 2017. Source of data: Tavistock Wealth Limited, Thomson Reuters and Lipper for Investment Management unless otherwise stated. Date of data: 31st December 2018 unless otherwise stated.

PORTFOLIO FACTSHEET

ACUMEN BOND

LOWERING YOUR COSTS. INCREASING YOUR VALUE.

BENCHMARKS

The Market Composite Benchmark (GBP Hedged) is the Bloomberg Barclays Global Aggregate Bond Index. The peer group benchmark is the Investment Association's Global Bonds sector. Benchmark performance is evaluated over a rolling twelve-month investment cycle.

SHARE CLASS

Class X Shares

Sedol Code - GBP: (BZ3T3D2) EUR: (BZ3T3F4) USD: (BZ3T3G5)

ISIN Code - GBP: (GBooBZ3T3D26) EUR: (GBooBZ3T3F40) USD: (GBooBZ3T3G56)

Ongoing Charges Figure (OCF)	1.10% (Inclusive of 0.75% AMC)
Transaction Cost	0.02%
Est. Total	1.12%

INVESTMENT TEAM

Christopher Peel is the Chief Investment Officer of Tavistock Wealth and carries direct responsibility for all discretionary investments at the firm. Together with John Leiper, CFA, Head of Portfolio Management, and the portfolio management team, they co-manage the risk progressive range of ACUMEN Portfolios (UCITS funds) and the Tavistock PROFILES (model portfolios).

KEY RESPONSIBILITIES

Competent Authority - Financial Conduct Authority
Investment Manager - Tavistock Wealth Limited
Authorised Corporate Director - Investment Fund Services Limited
Depository - NatWest Trustee and Depository Services Limited
Administrator - Investment Fund Services Limited
Custodian - BNP Paribas Securities Services
Registrar - Investment Fund Services Limited
Auditor - Ernst & Young LLP

CONTACT INFORMATION

Tavistock Wealth Limited, 1 Bracknell Beeches, Old Bracknell Lane, Bracknell, RG12 7BW United Kingdom T: +44 (0)1753 867000
www.tavistockwealth.com e-mail: investments@tavistockwealth.com

Investment Fund Services Limited, Marlborough House, 59 Chorley New Road, Bolton, BL1 4QP
United Kingdom T: +44 (0) 808 178 9321 www.ifslfunds.com

The Portfolio is available on the following platforms:

AEGON • AJ BELL • ASCENTRIC • AVIVA • AXA WEALTH
CANADA LIFE • CLEARSTREAM • COFUNDS • EUROCLEAR
FIDELITY FUNDSNETWORK • HARGREAVES LANSDOWN
JAMES HAY • LV • NOVIA • NOVIA GLOBAL • NUCLEUS
OLD MUTUAL WEALTH • PRAEMIUM • PRAEMIUM
INTERNATIONAL • PRUDENTIAL • SCOTTISH WIDOWS • SEI
STANDARD LIFE • SWISSQUOTE • TRANSACT • ZURICH

REVOLUTIONARY THINKING